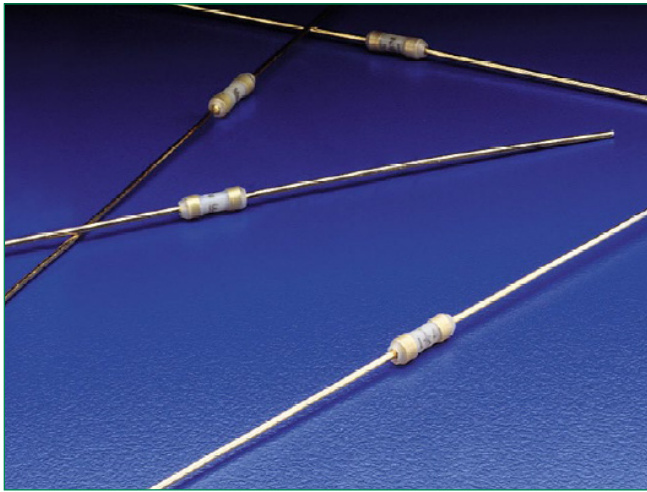



275 Series, PICO® Very Fast-Acting Fuse



Agency Approvals

Agency	Agency File Number	Ampere Range
	E10480	20A - 30A

Additional Information



Datasheet



Resources



Samples

Description

The PICO® Very Fast-Acting Fuse is designed to meet an extensive array of performance characteristics in a space-saving subminiature package.

Features

- Very fast-acting
- Small size
- High current rating (20A- 30A)
- RoHS compliant
- Wide operating temperature range
- Low temperature derating


Applications

- Power supply
- Networking equipment
- PC server
- Storage system

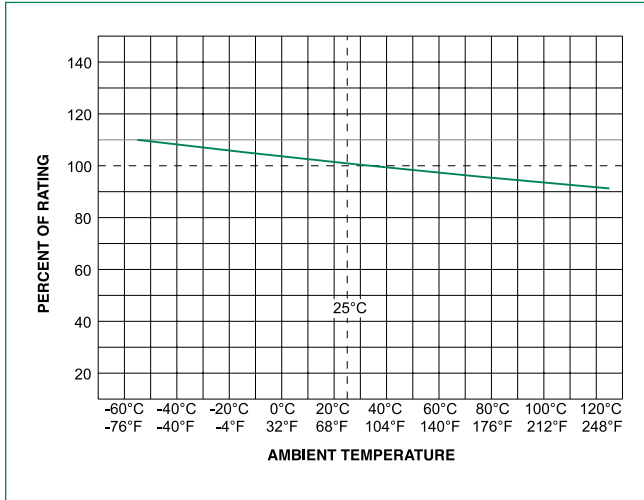
Electrical Characteristics

% of Ampere Rating	Ampere Rating	Opening Time
100%	20A - 30A	4 Hours, Min.
200%	20A - 30A	10 Seconds, Max.

Electrical Characteristics

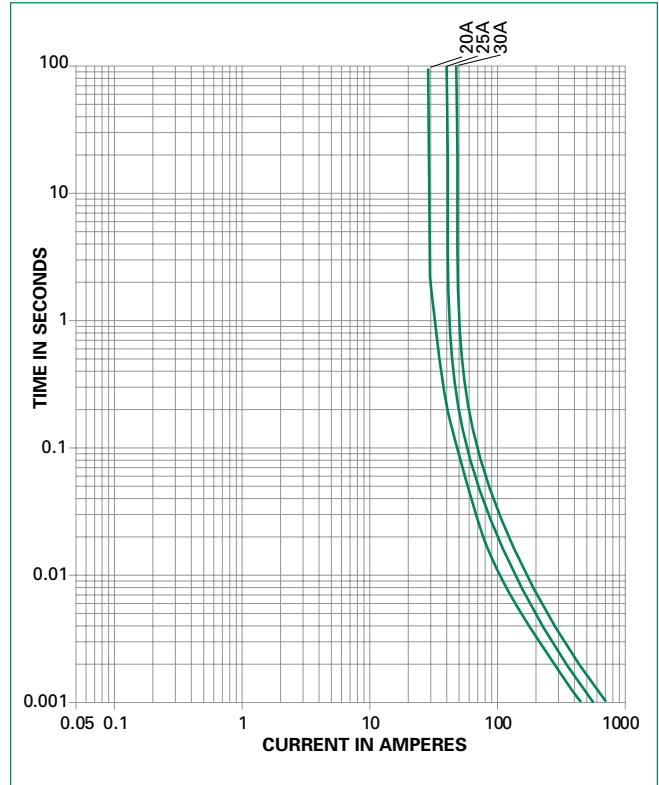
Ampere Rating (A)	Amp Code	Ordering Number	Max Voltage Rating (V)	Interrupting Rating	Nominal Cold Resistance (Ohms)	Nominal Melting I ² t (A ² sec)	Agency Approvals 
20.0	020.	0275020.	32	300A@32VDC 100A@32VAC	0.0033	203	x
25.0	025.	0275025.	32		0.0024	288	x
30.0	030.	0275030.	32		0.0020	355	x

Temperature Re-rating Curve



Note: Re-rating depicted in this curve is in addition to the standard derating of 25% for continuous operation.

Average Time Current Curves



Soldering Parameters

Recommended Process Parameters:

Wave Parameter	Lead-Free Recommendation
Preheat: (Depends on Flux Activation Temperature)	(Typical Industry Recommendation)
Temperature Minimum:	100°C
Temperature Maximum:	150°C
Preheat Time:	60-180 seconds
Solder Pot Temperature:	260°C Maximum
Solder Dwell Time:	2-5 seconds

Recommended Hand-Solder Parameters:

Solder Iron Temperature: 350°C +/- 5°C
Heating Time: 5 seconds max.

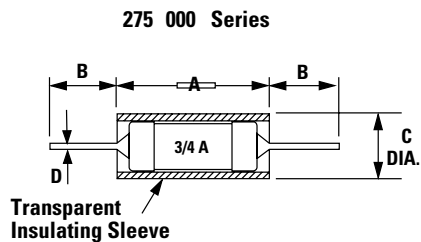
Note: These devices are not recommended for IR or Convection Reflow process.

Product Characteristics

Materials	Transparent Polyvinylidene Fluoride sleeve covered body, pure tin plated copper wire leads
Solderability	MIL-STD-202, Method 208
Lead Pull Force	MIL-STD-202, Method 211, Test Condition A (will withstand a 5lbs. axial pull test)

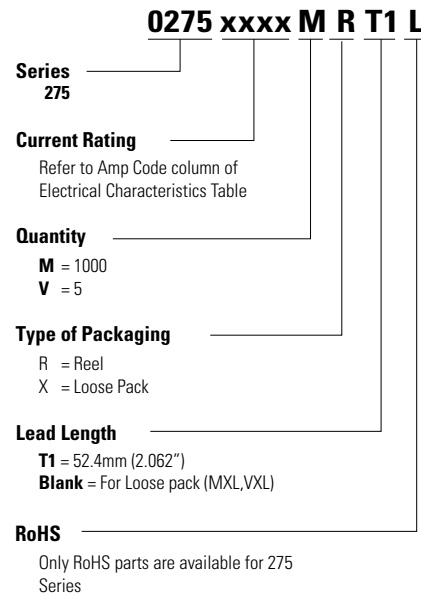
Operating Temperature	-60°C to +125°C (Consider re-rating)
Shock	MIL-STD-202, Method 213, Test Condition I (100 G's peak for 6 milliseconds) and per method 2028 (78G's peak for 11 milliseconds)
Vibration	MIL-STD-202, Method 201 (10-55 Hz); Method 204, Test Condition D (Vibrations of 10-2000 cps at 20 G's)
Moisture Resistance	MIL-STD-202, Method 106

Dimensions



Amperage	Dimensions in mm (inches)			
	A	B	C	D
20 - 30	7.87 (.31")	27.78 (1.094")	3.38 (.133")	1.016 (.040")

Part Numbering System



Packaging

Packaging Option	Packaging Specification	Quantity & Packaging Code
T1: 52.4mm (2.062") Tape and Reel	EIA 296	Please refer to available quantities above in "Part Numbering System"

The default lead length for loose pack is T1.