

A-Series Modification Codes

Code	Bus Options
A6	600A per square inch Alum. Bus
A75	750A per square inch Alum. Bus
C00	Heat rated Copper bus.
C8	800A per square inch Copper Bus
C10	1000A per square inch Copper Bus
C10S	1000A per square inch Silver Plated Copper Bus
C10T	1000A per square inch Tin Plated Copper Bus








Code	Miscellaneous Options
BCB	British Columbia Canada Main Barrier.
2W	2 Wire control Relay for Contactor Panels ONLY
4HZ	400 hertz - This adds a 400hz rating label to the panelboard
CPT	Control Power Transformer
CSA	CSA Labeled Pabel
DBS	Box sizes may differ
DIST	Distribution panelboard & NEC 2008
FB	Control fuses and block
PL	Pilot Lights with On/Off
SS	Two position selector switch
SS3	Three position selector switch
TC	Time clock - 24hr dial
TCA	Time clock - Astro dial
TCR	Time clock - Reserve power
TW	Time clock - 7 day dial type
TWR	Time clock - 7 day reserve
PCN	Permanent circuit numbers
KSE	Canada Service Entrance SF/SG ONLY






Code	OEM Options
INT	Interior only
RETR	National Account Special Instruction - B_shoporder
S15	15in space module
S15D	15in space module with 2 time clocks
S21	21in space module
SPCL	Pre-negotiated Special Engineering - Z_shoporder
EQIP	Equipment panel - Type M - reduced height
UP	Type A - Unassembled panel
OEM	OEM panel - Type L
LOEM	OEM Type L panel without lugs
MDIR	Metal directory frame holder
MRCH	ProStock Type U panel



Code	Branch Circuit Breaker Options
PDQ	Pad lock device - TQD
PE	Pad lock device - E - frame
PEY	Pad lock device - TEY
PF	Pad lock device - TFJ
PFG	Pad lock device - FG
PG	Pad lock device - SG
PJ	Pad lock device - J - frame
PK	Pad lock device - SK
PQ	Pad lock device - Q - frame
PSE	Pad lock device - SE
PSF	Pad lock device - SF
HE	Handle lock - E frame (TED THED)
HEY	Handle lock - TEY
HF	Handle lock - F frame
HQ	Handle lock - Q frame




Code	Transient Voltage Surge Suppression
TV10	TVSS 200KA per phase,100KA per mode UL1449
TV65	TVSS 130KA per phase, 65KA per mode
TV80	TVSS 160KA per phase, 80KA per mode
TVND	TVSS 200KA per phase 100KA per mode, no counter not UL1449
TVNF	TVSS 200KA per phase, 100KA per mode,not UL1449

Code	Enclosure Options
SBS	Same box size
AB25	Size box to 25.5 inches in height
AB31	Size box to 31.5 inches in height
AB37	Size box to 37.5 inches in height
AB43	Size box to 43.5 inches in height
AB49	Size box to 49.5 inches in height
AB55	Size box to 55.5 inches in height
AB64	Size box to 64.5 inches in height
AB76	Size box to 76.5 inches in height
B61	Box painted to ANSI 61 color
BEW	Blank end walls are the default option in Speedi, so this mod code is not needed.
BS	Box shipped.
KEW	Knockout End Walls - 20" std boxes ONLY
N312	Type 3R/12 enclosure
N3L	Type 3R/12 enclosure with additional City of Los Angeles approved padlock Hasp
N4	Type 2,3,3R,3S,4,5,12,12K enclosure Painted Galvanized
N4S	Type 4 Stainless Steel 316 enclosure
W16	16-7/8" wide box
W30	Increase width to 30in.

Code	Lug Options	
DUAL	Sub feed (dual) main lugs	
THRU	Thru feed lugs	
ZRL	RL = 4- 750MCM AL Cables Compression Lugs 400A MLO and F/T ONLY	
COMP	Compression Lugs	
OLC	Oversized compression lugs	
OLP	Oversized pressure lugs – AL	
CL	Copper lugs	
NC	Copper neutral 100% - requires Copper incoming Lugs	
N2	200% rated neutral - 2 lugs	

Code	Ground Bar Options	
GEB	Ground bar - extruded aluminum bond	
GEBC	Ground bar - extruded copper bond	
GEI	Ground bar - extruded aluminum isolated	
GEIC	Ground bar - extruded copper isolated copper	
GIBC	Ground bar - Copper isolated/Bonded	
GRG	Ground bar - TGL2	
GRGC	Ground bar - Copper TGC2	
GRI	Ground bar - insulated/isolated EGS12	
GRIC	Ground bar - insulated/isolated EGC12	

Code	Front Options	
DWD	Door-Within-Door front	
FBH	Front Hinge to Box - (Door-in-door)	

Code	Front Options	
CLB	Corbin Lock - TEU1 key	
YSBR	Yale lock with rosette mount	
GE75	National Lock - Red - GE 75 key	
CB60	National Lock - Gray - Corbin 60 key	
SC	Screw on cover	
SCNP	Screw on nameplate	
SFB	Screw on front to box	
NP	Nameplate (engraved white letters on black)	
SSF	Stainless Steel Flush Front	
NOLK	No lock cutout non-UL front	