










Diaphragm Meter Product Line

	Model	Temperature Compensation	MAOP*	Available HUB Sizes	Center-to-Center Distance	Capacity (Natural Gas)	Shipping Weight
	I-250	TC & NTC	5 PSIG 10 PSIG (opt.)	10 LT, 1A Sprague, 1-1/4" (1" Pitts), 20 LT, 30 LT	6"	250 CFH @ .5" w.c.diff	9.5 lbs.
	METRIS 250	TC & NTC	5 PSIG 10 PSIG (opt.)	10 LT, 1A Sprague, 1-1/4" (1" Pitts), 20 LT, 30 LT	6"	250 CFH @ .5" w.c.diff	9 lbs.
	METRIS RM (regulator & meter)	TC & NTC	5 PSIG 10 PSIG (opt.)	Inlet: 3/4" or 1" Back Outlet: 10 LT, 1A Sprague/standard, 1-1/4" (1" Pitts), 20LT, 30 LT	NA	250 CFH @ .5" w.c.diff	14.5 lbs.
	400A	TC & NTC	10 PSIG 25 PSIG (opt.)	20 LT, 30 LT, 45 LT, #4 Sprague	6-25/32", 7", or 8 1/4"	400 CFH @ .5" w.c.diff	14.1 lbs.
	675A**	TC & NTC	25 PSIG	30 LT, 45 LT, #4 Sprague	10"	790 CFH @ .5" w.c.diff 1675 CFH @ 2" w.c.diff	41.5 lbs.
	800A**	TC & NTC	25 PSIG	30 LT, 45 LT, 60 LT, 100 LT, #5 Sprague	11"	890 CFH @ .5" w.c.diff 1930 CFH @ 2" w.c.diff	41.5 lbs.
	1000A**	TC & NTC	25 PSIG	45 LT, 60 LT, 100 LT, #5 Sprague	11"	1040 CFH @ .5" w.c.diff 2215 CFH @ 2" w.c.diff	41.5 lbs.

*Maximum allowable operating pressure

**Available with the standard or ET top.

Itron is a registered trademark of Itron, Inc. © Itron, Inc. All rights reserved 03 April 2013 TDC-0858-004
For technical support, contact Itron Support Services. Toll free phone: 1-877-487-6602 Email: support@itron.com